



A PATH TO PREVENTION: →


State Profile: Tennessee

HPV vaccination is recommended for routine vaccination at **age 11 or 12 years and may be started at age 9**. Adults age 27 to 45 should talk to their doctors to see if HPV vaccination is recommended for them.

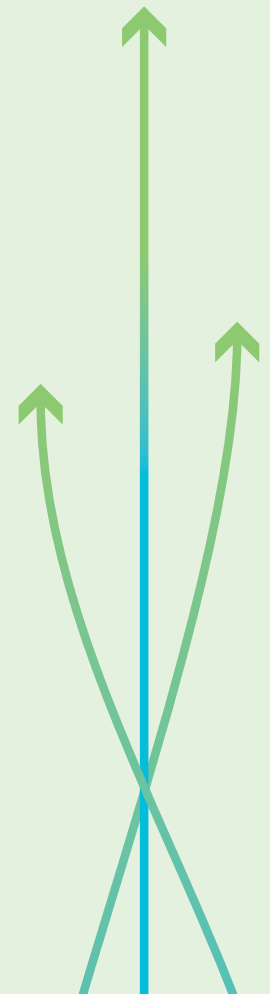


HPV vaccination protects against more than 90% of HPV cancers.

HPV VACCINATION RATES FOR 13-17 YEAR-OLDS AS OF 2020:

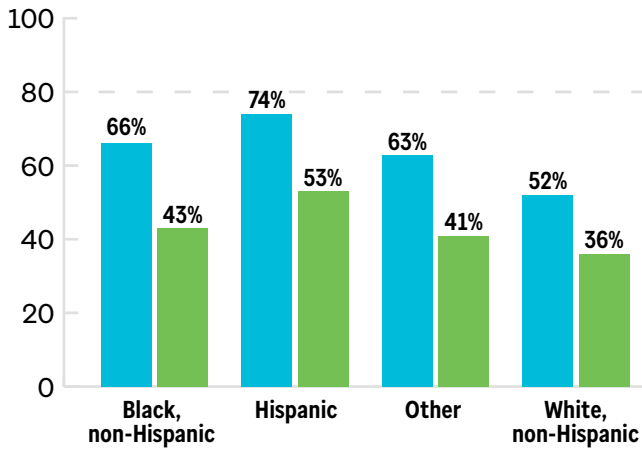


Tennessee has increased HPV vaccination coverage of **≥1 dose by 16% and up-to-date (UTD) by 17% since 2016**. However, coverage remains **lower than the U.S. average** and below the Healthy People 2030 goal of 80% UTD. Compared to meningitis and whooping cough (Tdap) vaccines routinely recommended for adolescents, HPV vaccination coverage lags. Tennessee vaccination rates **among 13-17 year olds were 83% for meningitis vaccine and 89% for Tdap vaccine in 2020**.

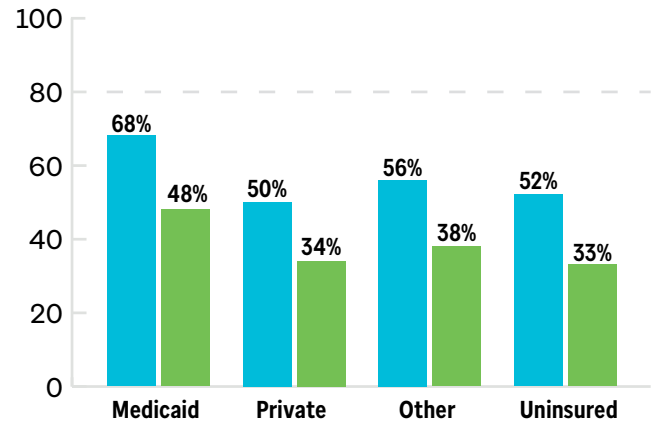


HPV VACCINATION RATES FOR 13-17 YEAR-OLDS AS OF 2020 (CONTINUED):

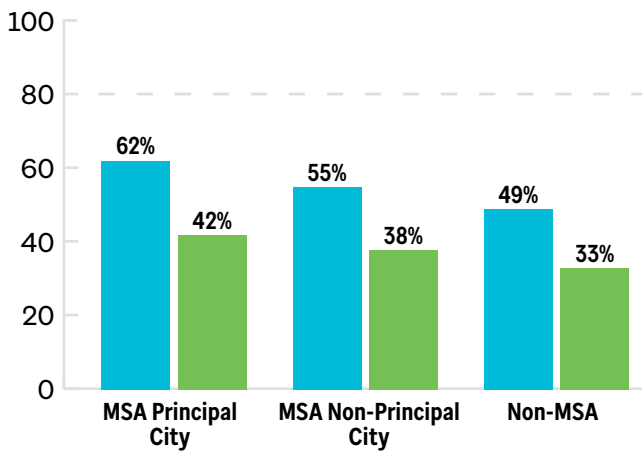
HPV Vaccination by Race/Ethnicity



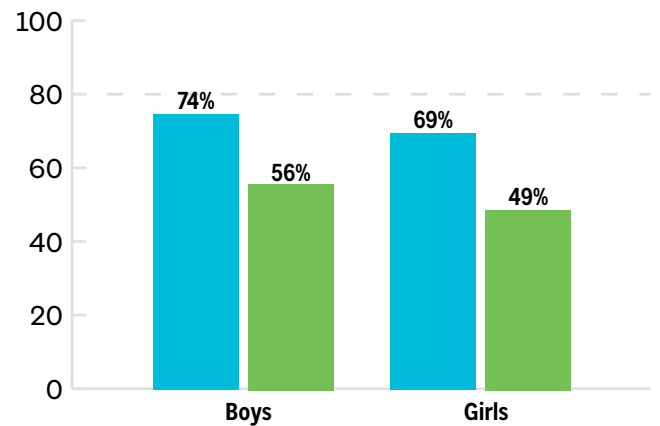
HPV Vaccination by Insurance Coverage



HPV Vaccination by Urbanicity



HPV Vaccination by Sex



----- Healthy People 2030 ■ ≥1 HPV Vaccination ■ HPV Vaccination Up-to-date

HPV vaccination data sources: CDC NIS-TEEN, 2021; TeenVax View, 2021

HPV CANCERS:

HPV is a common virus linked to six types of cancer. The two most common HPV-associated cancers are oropharyngeal and cervical cancers. **Incidence rates of HPV cancers overall and for oropharyngeal and cervical cancers are higher in Tennessee compared to the U.S. averages.**

New Cases

	All HPV Cancers	Oropharyngeal Cancer	Cervical Cancer
United States Overall	12.4	5.1	7.1
Tennessee Overall	15.0	6.1	8.7
United States	Male: 11.0, Female: 13.7	Male: 8.9, Female: 1.7	Tennessee ranks in the Top 10 Nationally in cervical cancer incidence rates.
Tennessee	Male: 13.5, Female: 16.5	Male: 10.9, Female: 1.8	

Incidence rates shown are cases per 100,000 persons.

ACTION STEPS:

Identify and engage key stakeholders in HPV vaccination efforts through vaccination and cancer prevention stakeholders in Tennessee to develop, implement, and evaluate an action plan for increasing HPV vaccination coverage:

- Align with existing efforts to promote vaccinations to optimize impact.
- Increase on-time HPV vaccination overall and specifically focus on completion rates among adolescents who have initiated the HPV vaccination series and adolescents living in rural areas.
- Monitor and mitigate the ongoing effects of the COVID-19 pandemic on HPV vaccination and consider co-administration of HPV vaccination with other recommended vaccinations.

Implement priority evidence-based interventions in clinical and community settings, such as:

- Promote strong health care provider recommendations, integrate quality improvement approaches to build supportive clinical systems, use reminder and recall approaches, and reduce missed opportunities.
- Build HPV vaccination confidence in the public, especially among parents and caregivers, to increase HPV vaccination.

Pingali C, Yankey D, Elam-Evans LD, et al. National, Regional, State, and Selected Local Area Vaccination Coverage Among Adolescents Aged 13–17 Years – United States, 2020. *MMWR Morb Mortal Wkly Rep* 2021;70:1183–1190. U.S. Department of Health and Human Services, Centers for Disease Control and Prevention. TeenVaxView. <https://www.cdc.gov/vaccines/imz-managers/coverage/teenvaxview/data-reports/index.html>, released in May 2021, accessed January 2022.

U.S. Cancer Statistics Working Group. U.S. Cancer Statistics Data Visualizations Tool, based on 2020 submission data (1999–2018): U.S. Department of Health and Human Services, Centers for Disease Control and Prevention and National Cancer Institute; www.cdc.gov/cancer/dataviz, released in June 2021, accessed January 2022